



District Report Card: 2017


State: Andhra Pradesh	District: Prakasam
Class: 8	Subject: Science
Schools: 51	Students: 1266


Participation/Coverage


Students

<div>GENDER</div> <div></div>	Boys				Girls			
	Number		%		Number		%	
	451		35.62		815		64.38	

<div>AREA</div> <div></div>	Rural				Urban			
	Number		%		Number		%	
	1089		86.02		177		13.98	

<div>CATEGORY</div> <div></div>	SC		ST		OBC		GEN	
	Number	%	Number	%	Number	%	Number	%
	481	37.99	58	4.58	525	41.47	202	15.96

<div>CWSN</div> <div></div>	LD	VI	HI	S&LD	ID	Oth
	5	1	4	3	1	6

<div>Management</div> <div></div>	Government			Government-aided		
	Number		%	Number		%
	1199		94.71	67		5.29

Average Performance of Students in Science (%)

Overall	Gender		Area		Management		Social Group			
	Male	Female	Rural	Urban	Govt.	Aided	SC	ST	OBC	GEN
55.28	54.43	55.75	54.91	57.55	56.04	41.79	50.03	51.72	60.94	54.09

Performance on Learning Outcomes (LOs)

Learning Outcomes	Description	Average Performance(%)
SCI703	Classifies materials and organisms based on properties/characteristics	55.24
SCI704	Conducts simple investigation to seek answers to queries	31.90
SCI705	Relates processes and phenomenon with causes	49.63
SCI708	Measures and calculates e.g., temperature; pulse rate; speed of moving objects; time period of a simple pendulum, etc.	66.03
SCI710	Plots and interprets graphs	51.40
SCI711	Constructs models using materials from surroundings and explains their working	58.26
SCI801	Differentiates materials, organism and processes	64.71
SCI804	Relates processes and phenomenon with causes	65.11
SCI805	Explains processes and phenomenon	53.23
SCI807	Measures angles of incidence and reflection, etc.	52.29
SCI811	Applies learning of scientific concepts in day-to-day life	59.59
SCI813	Makes efforts to protect environment	59.79

Range of Performance of Students who Answered Correctly							
Below 30%		30% - 50%		50% - 75%		Above 75%	
Number	%	Number	%	Number	%	Number	%
261	20.62	265	20.93	433	34.20	307	24.25

Lowest Performing Learning Outcomes (LOs)

- 1 - Conducts simple investigation to seek answers to queries (31.90)
- 2 - Relates processes and phenomenon with causes (49.63)
- 3 - Plots and interprets graphs (51.40)
- 4 - Measures angles of incidence and reflection, etc. (52.29)
- 5 - Explains processes and phenomenon (53.23)